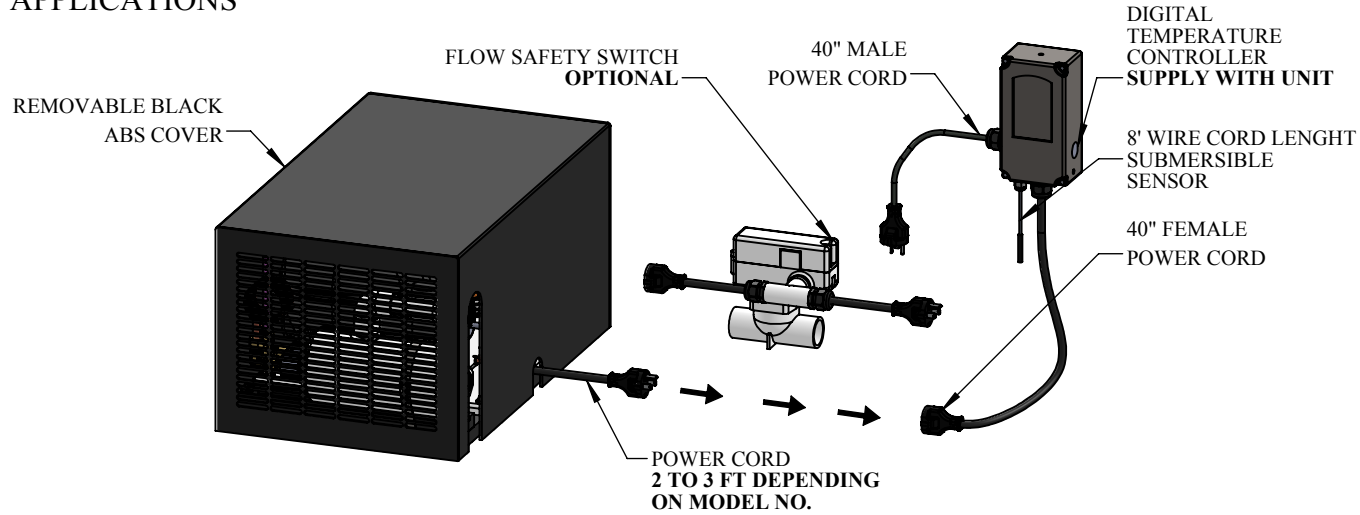


DS-3 THRU DS-6 SPECIFICATION SHEET

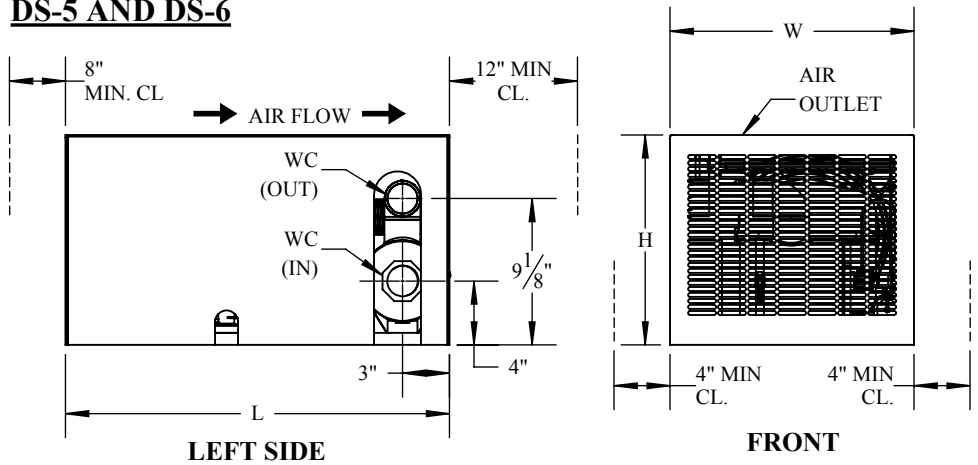
FOR INDOOR FRESH AND SALT WATER APPLICATIONS



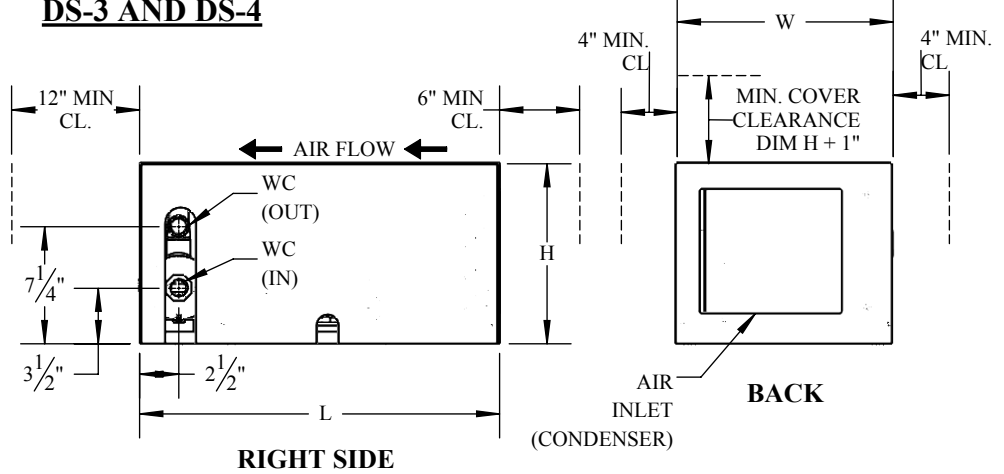
CHILLER	DIGITAL TEMP. CONTROL	OPTIONAL FLOW SAFETY SWITCH
DS-3	DC115S	FS-1
DS-4	DC115S	FS-1
DS-5	DC115S	FS-1.5-15
DS-6	DC230S	FS-1.5-230

OPTIONS:
 · ADD "CWCT" (COLD WATER CAP TUBE) TO MODEL NUMBER FOR WATER TEMPERATURES BETWEEN 50-65 °F.
 · ADD "TXV" (THERMAL EXPANSION VALVE) TO THE MODEL NUMBER FOR WATER TEMPERATURES BETWEEN 40-80 °F.

DS-5 AND DS-6



DS-3 AND DS-4



WO: WATER OUTLET WC: WATER CONNECTION SIZE CL: CLEARANCE

CHILLER SPECIFICATIONS													
MODEL NO.	HP	NOMINAL BTUH	R134A REFRIGERANT CHARGE (OZ.)	VOLTS / PHASE	AMPS.	WATTS	WATER FLOW RATE (GPM)	AIR OUTPUT (CFM)	L	W	H	WO	WC WATER IN / OUT (FPT)
DS-3	1/4	3,000	5	115	5.4	621	8-15	240	22 1/2"	13 1/2"	11 1/4"	7 3/16"	3/4"
DS-4	1/3	4,000	8	115	7.2	828	10-20	260	22 1/2"	13 1/2"	11 1/4"	7 1/4"	3/4"
DS-5	1/2	6,000	9.5	115	9.5	1092	12-25	350	24"	15 1/4"	13 1/8"	9 1/4"	1 1/2"
DS-6	1/2	6,000	9.5	230 / 1	4.8	1104	12-25	350	24"	15 1/4"	13 1/8"	9 1/4"	1 1/2"

NOTE:
 · STANDARD MODEL CHILLERS OPERATE WITHIN A TEMPERATURE RANGE OF 65-80 °F.
 · ALL DIMENSIONS ARE APPROXIMATE AND CAN CHANGE WITHOUT NOTICE.

POWER CORD PLUG TYPE



9558 Camino Ruiz, San Diego, CA 92126

* COPYRIGHT * These drawings including design idea and construction techniques herein are the sole property of Aqua Logic Inc. They shall not be revised, copied, or reproduced in any manner without the written consent of Aqua Logic Inc..		DESCRIPTION DELTA STAR AIR COOLED WATER CHILLERS		DRAWING #		SHEET TITLE DS-3 THRU DS-6 CHILLER SPECIFICATION	
DRAWN BY A. GUZMAN	DATE 6/25/2019	REVISION DANFOSS	SCALE	SHEET #		1 OF 1	