

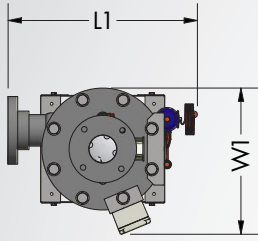


HYDROMARINE HEAT PUMP 6, 7.5 & 10 TONS - SPLIT

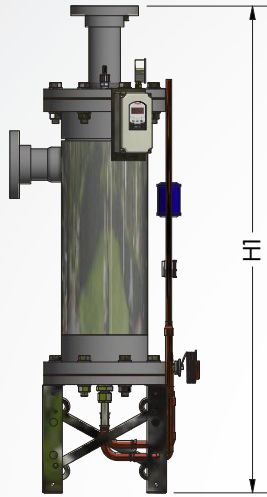
TITANIUM HEAT EXCHANGER FOR USE IN ALL AQUATIC CHILLING/HEATING APPLICATIONS



EVAPORATOR DIMENSIONS



PLAN VIEW



FRONT VIEW




CONDENSER DIMENSIONS

Ø3" UNION OR FLANGE CONNECTION OPTION INLET / OUTLET (TANGENTIAL INLET)

DIGITAL TEMPERATURE CONTROLLER CAN BE FIELD RELOCATED IF DESIRED

REMOVABLE TOP FOR EASY CLEANING

MANUAL AIR BLEED & PSI GAUGE



REFRIGERANT TXV, SIGHT GLASS & FILTER DRYER ASSEMBLY CAN BE SHIPPED LOOSE FOR FIELD INSTALLATION IF VERTICAL PIPE SET IMPEADS INSTALLATION.

INSULATED 8" SCH80 PVC SHELL W/ 316 SS JACKET & BASE FRAME

MODEL NUMBER	SPECIFICATIONS				DIMENSIONS (EVAP)			DIMENSIONS (CONDENSER)			POWER OPTIONS	
	Nominal Tonnage / BTUH	Vertical Air Discharge (CFM)	Δ PSI at max flow	Water Flow Range (GPM)	Length (L1)	Width (W1)	Max. Height (H1)	Length (L)	Width (W)	Max. Height (H)	208-230V / 3 ph. MCA	460V / 3 ph. MCA
DH-HP-6	6 / 72 000	6 000	<5	60 - 120	18"	14"	53"	60"	48"	61"	28	12
DH-HP-7.5	7.5 / 90 000	6 000	<5	80 - 150	20"	17"	54"	60"	48"	61"	35	18
DH-HP-10	10 / 120 000	6 000	<5	90 - 150	20"	17"	54"	60"	48"	61"	42	23

*MCA is the highest steady-state electrical current that the unit should see when operating correctly

*Nominal Tonnage is based on entering water temperature of 70°F

DH-SC-6 has 2" Union Connections

NOTES:

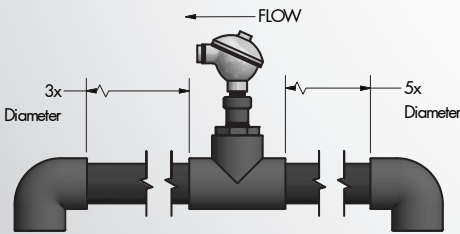
- VERIFY LINE SET TUBING DIAMETERS FOR RUN AND RISE PER CARRIER IOM
- Gr.2 TITANIUM TUBE HEAT EXCHANGER COILS
- NORMAL OPERATING AMBIENT AIR TEMPERATURE: 50 F - 115 F
- ALL CONDENSING UNITS HAVE EER OF 11 OR BETTER.
- TOP DISCHARGE AREA SHOULD BE UNRESTRICTED FOR 48 INCHES MINIMUM
- AVOID PLACING UNIT IN DIRECT AREA OF ROOF RUNOFF OR CONSTANT WATER FLOW
- CONSULT **CARRIER** SPECIFIED CONDENSER CLEARANCES WHEN PLACING UNIT(S)
- SCH 80 PVC SHELL CONSTRUCTION WITH REMOVABLE FLANGED ENDS
- ALL 316 SS BASE, JACKET AND HARDWARE
- TEMPERATURE CONTROLLER CAN BE SET +/- 0.1° F/C. RECOMMENDED MINIMUM SETPOINT IS 45°F
- HAIL GUARD

OPTIONS:

- LOW AMBIENT MOTORMASTER KIT FOR OUTDOOR TEMPERATURES -0°F TO 55°F
- MARINE CONDENSER COATING FOR COASTAL APPLICATIONS
- NON-FUSED DISCONNECT
- 115V CONVENIENCE OUTLET

FLOW SWITCH NOTE:

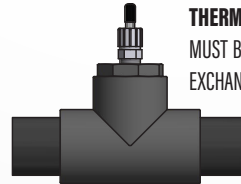
FLOW SWITCH MUST BE INSTALLED HORIZONTALLY ON INLET OF HEAT EXCHANGER, WITH MINIMUM STRAIGHT PIPE DISTANCES BEFORE AND AFTER AS SHOWN IN DRAWING. OPTIONAL FACTORY MOUNT & WIRE. (SHIPPED LOOSE)



FIELD INSTALLED FLOW SWITCH

THERMOWELL NOTE:

MUST BE INSTALLED ON INLET PIPING TO HEAT EXCHANGER. (SHIPPED LOOSE)



THERMOWELL



Delta Hydronics

9100 Bolton Ave., Hudson, FL, 34667 (727) 861-2421 - info@deltahydro.com